



Unit 1: My world!

By Diego Piedrahíta – English Teacher

By the end of this unit, you will:



- Identify words and expressions on personal information, moods and personal feelings.
- Identify personal information through Yes/ No questions.
- Recognize the vocabulary related to greetings, instructions and classroom language.
- Use greetings appropriately in short conversations.
- Complete a form with personal information.
- Write a personal profile and another person's profile.
- Interiorize the importance of integral personal care.

The following items will help you identify what to do:



Writing



Conversation



Listening



Reading




Monologue



Unit 1: My world!

By Diego Piedrahíta – English Teacher

Greetings



Good morning

Good afternoon



Good evening

Good night

- | | | |
|----|--|----------------|
| | | Good morning |
| a. | | Good afternoon |
| b. | | Good evening |
| c. | | Good morning |
| d. | | Good evening |
| e. | | Good night |

Spelling

How to spell? Play [this game](#):

The Alphabet

Listening Challenge

Speaking Challenge

Click and listen to the spelling

Practice

a b c **d** e f g h i j k l m n
o p q r s t u v w x y z



Unit 1: My world!

By Diego Piedrahíta – English Teacher

My personal information

Hi, this is my personal information.

My name's Andrés, my last name is Torres. I am 16 years old. I was born in Armenia, in 1996. My birthday is on April 16th.

You can find me on Skype as atr1996. I like travelling, eating ice cream, and swimming. My nickname is "Andy". In my free time I like to eat, chat and sleep.

My personal information

Andrés Torres Rodríguez
Professional Tennis Player

I am a student, but I am a professional tennis player, too. I play tennis since I was 7 years old. I travel to different countries to play tennis professionally. I study at Ciberschool because I like it, and I can study from different places, so I have the opportunity to continue my sport career.

In this moment, I am in Ecuador, playing a tournament, and next week I will travel to Miami, USA. This personal information is part of the English project, so, enjoy it!

By Andrés Torres Rodríguez - Cibercolegio student – 2013
<http://www.youtube.com/watch?v=CZ0je0sG7S0>

Visit this virtual room (Adobe connect) to practice the previous topic:

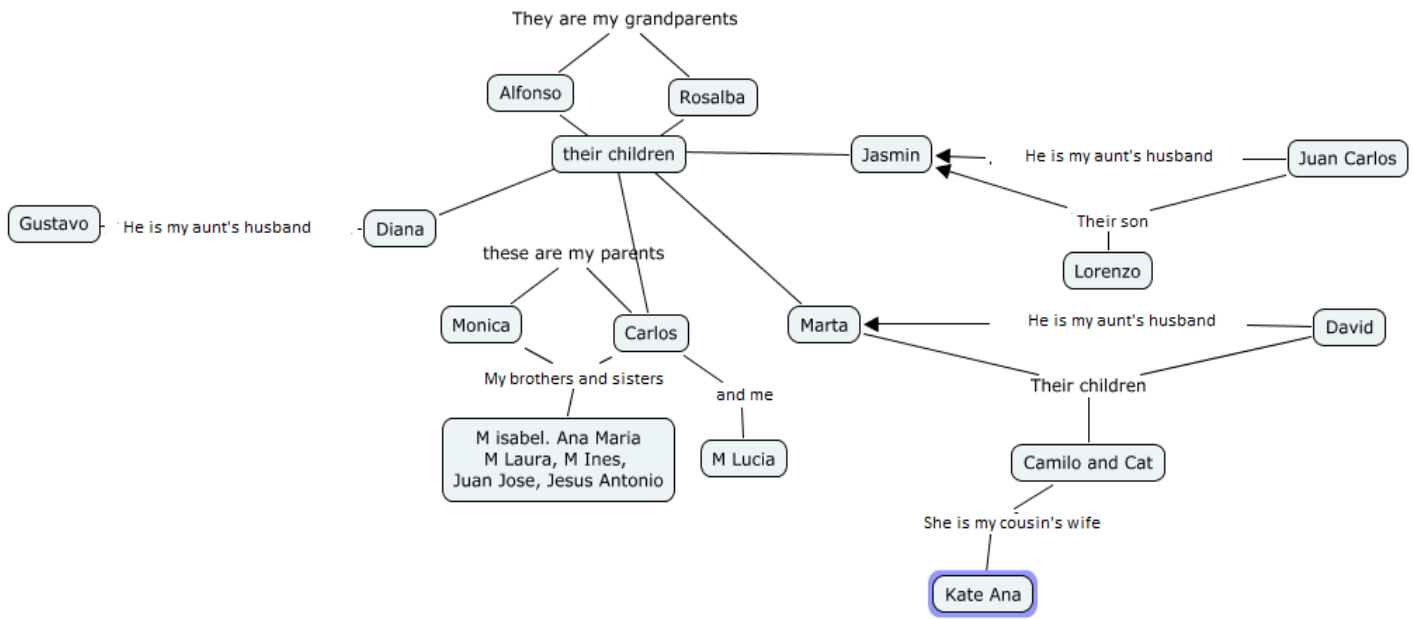
Click [here](#)



Unit 1: My world!

By Diego Piedrahíta – English Teacher

My family



As you can see, I describe my family and some relationships. My family is big, and beautiful!

By Maria Lucía Gómez - Cibercolegio student – 2016

Look at the apostrophe (**'s**) in in all the sentences:

Without apostrophe	With apostrophe
X He is the husband of my aunt	▪ He is my aunt's husband
X She is the wife of my cousin	▪ She is my cousin's wife

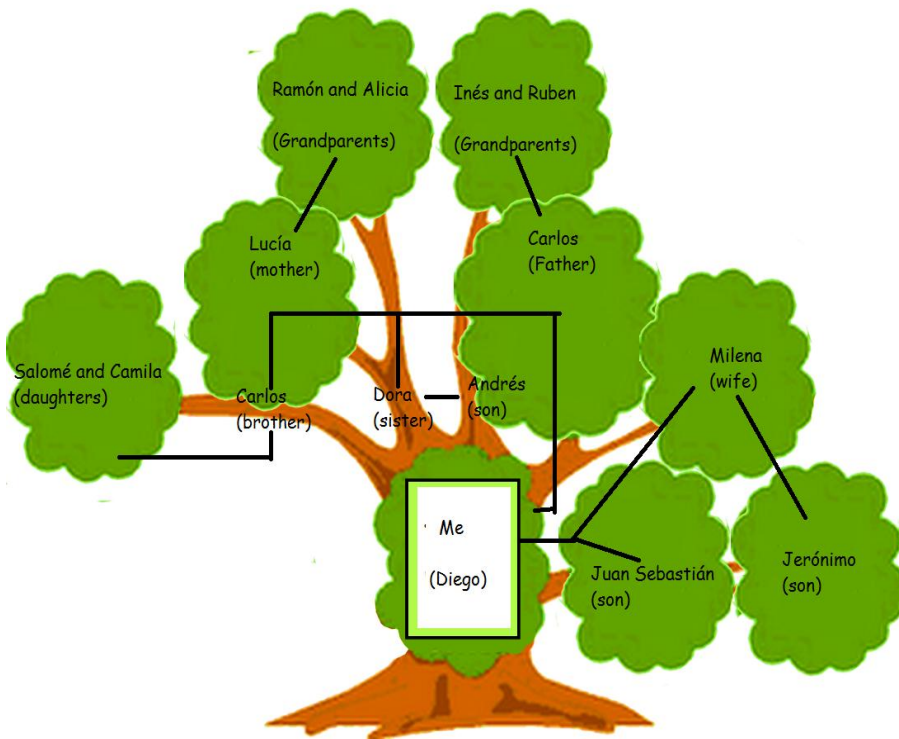
Examples:

Alfonso is Diana's dad	Mónica is Ana Maria's mom
Marta is David's wife	Rosalba is my dad's mom



Unit 1: My world!

By Diego Piedrahíta – English Teacher



- This is my family**
- Lucía is my mother- Carlos is my father
 - Dora is my sister
 - Carlos is my brother
 - Camila is my niece
 - Salomé is my niece
 - Andrés is my nephew
 - Milena is my wife
 - Sebastián and Jerónimo are my children.
 - Milena is my children’s mom
 - Carlos is my nieces’ dad
 - Lucía is my children’s grandmom

By Diego Piedrahíta – English teacher – 2015

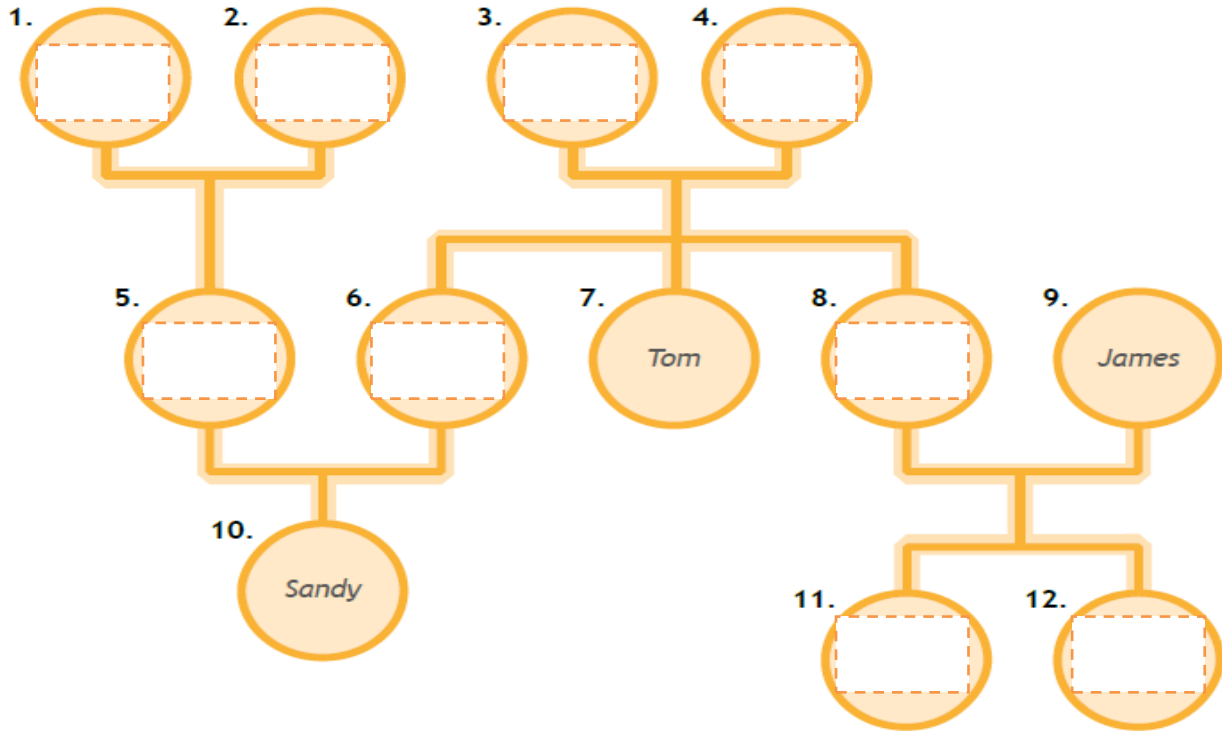
Now read about Sandy’s family and try to complete her family tree:

Hi, I’m Sandy and this is my family tree. My parents are Nancy and José. They are good parents. I’m an only child, but I have two twin cousins. Carlos is very clever and Cesar is funny. They are my Aunt Patricia’s sons. She is very nice. Uncle James is their father. My mum’s brother is Tom and he is single. He’s my favorite uncle. He’s great. Doris and William are married. They are my father’s parents. Martha and Juan are my mother’s parents. They are divorced. My grandmothers are both lovely and kind. My grandfathers are amazing!!



Unit 1: My world!

By Diego Piedrahíta – English Teacher



Possessive adjectives

Read these descriptions and try to identify how to use: my, your, his, her, its, our, and their.

On this video I explain to you how to use possessive adjectives:

Click [here](#)

www.cibercolegioun.edu.co

Campus Santa Rosa de Osos. Carrera 21 No 34B – 07 /PBX (57) 6051535
Medellín. Calle 52 No 47 – 42 Edificio Coltejer Of. 702 /PBX (57) 6051535
Antioquia – Colombia cibercolegioun@ucn.edu.co





Unit 1: My world!

By Diego Piedrahíta – English Teacher

Fernando: This is a picture with my granddaughter Helen. She's 20 years old and she's an only child. We are very happy on her birthday.



Sam: This is my son's birthday. My wife Sandra is thirty-two years old. Her favourite colour is yellow. Our son is Pete.



Sophia: This is a picture of my daughter Laura with her baby Allan. He's her first child and he's just two months old. My daughter is thirty.




Carlos: This is a photo with my girlfriend Linda. She's 18 years old. Our favourite kind of music is Salsa. Her favourite colour is red, but my favourite colour is purple.



The previous descriptions include personal information, apostrophe and possessive adjectives:

- Helen: her granddad is Fernando
- Sam: his son's name is Pete
- Sophia: her daughter's name is Laura
- Carlos: his girlfriend's name is Linda
- Carlos and Laura: their favorite music is Salsa

Describing photos



My family's favourite thing is a walk in the forest.



My family's favourite thing is baking cakes.



My family's favourite thing is a picnic in the park.





Unit 1: My world!

By Diego Piedrahíta – English Teacher

Dear Sandra,

This is a photo of my 7th birthday, now I'm 15. I am with my brother, Fer. He is now 17 years old and is a student in my school. He is in class 11C. My aunt Mary is my favourite aunt. She is 30 years old and isn't married. She is at the hospital all the time because she's a nurse. Our grandfather is in the picture too. His name is Alberto. He's not from Colombia. He's from Chile and is an engineer. He's not with our grandmother in the photo because he's on holiday in Colombia and she's in her country. My mother's name is Claudia and she's Chilean too. She's 33 years old. She's a doctor in an important hospital. My father's name is Javier. He is 34 years old and isn't from Chile, he's Colombian. He's a manager at a hotel.

Send me pictures of your family.

With love,
Kate



You can add more information about people who are in the photos: age, birthday, occupation, marital status...

Here are two resources to practice how to use and describe family members:

PLAY – take this quiz:

<http://diegopiedrahita8.wix.com/practicalenglish#!games/o7avq>

AUDIO – Listen to this dialogue:

<http://www.esl-lab.com/family1/famsc1.htm>



Unit 1: My world!

By Diego Piedrahíta – English Teacher

Poster

For the final project, you need to design a poster in which you included photos to be described.

Here are some examples:

My family's favourite things



*Sofia's family
My family's favourite thing is the cinema.
This is my mum and my little brother. His name is Charlie and he's six years old. He loves popcorn.*

*Mateo's family
My family's favourite thing is hanging out.
This is my brother, Jonás, and my sister, Tina.
We're at my grandma's house in the country.*



*Jeni's family
My family's favourite thing is family barbecues.
This is my mum and dad and my two younger sisters.*





Unit 1: My world!

By Diego Piedrahíta – English Teacher

Dear Megan,

I'm very pleased to 'meet' you. I'm happy you're my penfriend.

I'm Angélica Pérez and I'm 13 years old. At school I'm in Class 9F.

Here's a photo - it is me and my friend. Her name is Liliana - or Lili to her friends. She's 14 years old. We're in the school dance group. Lili is my best friend. She's very nice.

The other photo is my brother. His name is Jonás Pérez. He's with his classmate, Patricio. He's from Chile. They're in the school baseball team. They're both 15 years old.

We're all at the same school. It's The Columbus School.

My email address is angelip@me.com and my mobile number is 011 57 315 75364.

Please write soon.

Best wishes,
Angélica



Referencias

Las imágenes, textos y demás material audio visual, en su mayoría de producción de estudiantes y docente del Cibercolegio UCN, fueron tomados con fines académicos, apoyados además por el currículo sugerido por el Ministerio de Educación Nacional.

Ministerio de Educación Nacional. (2016). Derechos Básicos de Aprendizaje y Currículo Sugerido de Inglés: Grados 6° a 11°. Bogotá, DC. Colombia. Recuperado de <http://aprende.colombiaaprende.edu.co/es/colombiabilingue/88005>

Ministerio de Educación Nacional. (2016). English, please! Bogotá, DC. Colombia. Recuperado de <http://aprende.colombiaaprende.edu.co/es/colombiabilingue/88205>

www.cibercolegioucn.edu.co

Campus Santa Rosa de Osos. Carrera 21 No 34B – 07 /PBX (57) 6051535
Medellín. Calle 52 No 47 – 42 Edificio Coltejer Of. 702 /PBX (57) 6051535
Antioquia – Colombia cibercolegioucn@ucn.edu.co

